

































Vermögensaufstellung (Standard)

ISIN	WKN	...	Anbieter	Name	Anteil in %	Kursgewinn...	Div% Sei...	Abs.Perf. ...
				Cash	8,00			
				Girokonto D	0,31			
				Girokonto N	0,47			
				Kreditkarte	0,16			
				Tagesgeld	7,04			
				Ver.-Konto TradeRep	0,02			

ISIN	WKN	...	Anbieter	Name	Anteil in %	Kursgewinn...	Div% Sei...	Abs.Perf. ...
				Einzelaktien	20,72			
NL0009805522	A1JGSL			Yandex	0,97	▲ 114,56%	0,00%	▲ 113,96%
DE000A0XYG76	A0XYG7			Deutsche Rohstoff AG	1,70	▲ 57,32%	1,48%	▲ 31,54%
US0936711052	859376			H&R Block Inc.	0,58	▲ 56,07%	3,24%	▲ 58,48%
DE0006292030	629203			KSB VZ	0,94	▲ 51,99%	3,35%	▲ 54,85%
US0846707026	A0YJQ2			Berkshire Hathaway B	3,88	▲ 43,82%	0,00%	▲ 17,23%
DE000A0JK2A8	A0JK2A			Aurelius Equity Opp.	0,29	▲ 41,29%	5,23%	▲ 45,14%
GB0001859296	911164			Vistry Group	0,23	▲ 39,67%	2,27%	▲ 41,34%
NL0012650360	A2H5W8			RHI Magnesita	0,96	▲ 38,08%	4,61%	▲ 40,94%
US6475511001	A1JJ6G			New Mountain Finance Corp.	1,22	▲ 22,02%	15,17%	▲ 33,99%
GB0005603997	851584			Legal General Group	0,20	▲ 15,68%	0,00%	▲ 15,68%
US89677Y1001	A1XFEK			Triplepoint Venture Growth	0,36	▲ 15,40%	4,14%	▲ 18,48%
FR0012432516	A14M04			Poxel S.A.	0,66	▲ 13,42%	0,00%	▲ 13,42%
HK0257001336	885610			China Everbright Environment	0,30	▲ 12,59%	3,44%	▲ 15,12%
CA1367178326	868439			Canadian Utilities	0,38	▲ 10,97%	2,75%	▲ 12,74%
US03027X1000	A1JRLA			American Tower Corp	0,03	▲ 9,90%	0,26%	▲ 10,10%
KYG217651051	A14QAZ			CK Hutchison Holdings	0,24	▲ 7,17%	3,05%	▲ 9,41%
US2358511028	866197			Danaher	0,02	▲ 7,03%	0,00%	▲ 7,03%
LU0327357389	A0M7QF			Kernel Holding	0,34	▲ 4,77%	0,00%	▲ 4,77%
CA49741E1007	A2DHRG			Kirkland Lake Gold Ltd	0,36	▲ 3,68%	0,24%	▲ 3,84%
GB00B10RZP78	A0JNE2			Unilever	0,38	▲ 2,98%	1,91%	▲ 4,39%
CA1363751027	897879			Canadian National Rail PR	0,03	▲ 2,98%	0,00%	▲ 2,98%
CA72585V1031	A1KA03			Pizza Pizza Royalty Corp	0,28	▲ 2,52%	1,50%	▲ 3,48%
AT0000815402	852735			UBM Development AG	0,05	▲ 2,43%	2,50%	▲ 3,98%
GB0008706128	871784			Lloyds Banking Group	0,27	▲ 2,42%	0,79%	▲ 2,99%
CA2553311002	A12C65			Diversified Royalty	0,30	▲ 2,16%	0,00%	▲ 2,16%
GB00BH4HKS39	A1XA83			Vodafone	0,39	▲ 2,05%	1,89%	▲ 3,44%
GB00B03MMM408	A0ER6S			Royal Dutch Shell B	1,35	▲ 1,37%	4,62%	▲ 5,11%
DE0008430026	843002			Münchener Rück	0,03	▲ 0,08%	0,00%	▲ 0,08%
CNE100000Q43	A1C024			Agricultural Bank of China	0,32	▼ -0,03%	0,00%	▼ -0,03%
DE000A2E4MK4	A2E4MK			Noratis AG	0,33	▼ -0,95%	0,00%	▼ -0,95%
DE0006070006	607000			Hochtief AG	0,37	▼ -0,98%	2,82%	▲ 1,09%
KYG237731073	913867			Consolidated Water	0,37	▼ -1,53%	0,71%	▼ -1,01%
US9078181081	858144			Union Pacific	0,03	▼ -3,15%	0,00%	▼ -3,15%
CA0084741085	860325			Agnico Eagle Mines	0,26	▼ -3,47%	0,28%	▼ -3,29%
US00206R1023	A0HL9Z			AT&T	0,37	▼ -4,43%	3,61%	▼ -1,74%
US0394831020	854161			Archer Daniels Midland	0,03	▼ -5,29%	0,28%	▼ -5,09%
MA0000011488	A0J3AH			Maroc Telecom	0,34	▼ -6,99%	0,00%	▼ -6,99%
US6516391066	853823			Newmont Goldcorp	0,02	▼ -9,19%	0,38%	▼ -8,90%
KYG4402L1510	A0YJE8			Hengan International Group	0,25	▼ -12,61%	1,53%	▼ -11,48%
HK0688002218	884705			China Overseas Land & Investment	0,31	▼ -12,76%	2,58%	▼ -10,17%
CNE1000003G1	A0M4YB			Industrial and Commercial Bank of China	0,52	▼ -19,02%	15,93%	▼ -5,97%
CNE1000001W2	A0M4WW			Anhui Conch Cement Company Ltd H	0,23	▼ -21,78%	5,04%	▼ -18,04%
KYG8904A1004	A1W96J			Times China Holdings Ltd	0,23	▼ -29,77%	8,01%	▼ -23,87%

ISIN	WKN	...	Anbieter	Name	Anteil in %	Kursgewinn...	Div% Sei...	Abs.Perf. ...
ETFs / Fonds					11,58			
LU0081952003	987575	2	Nordea 1	 Norwegian Equity	0,72	▲ 66,86%	0,00%	▲ 32,04%
IE00B27YCF74	A0M59G	5	iShares	 Global Timber & Forestry	0,87	▲ 60,93%	2,40%	▲ 62,95%
IE00B1TXHL60	A0MM0N	3	iShares	 Private Equity	0,67	▲ 47,31%	4,17%	▲ 51,12%
LU0348926287	A0NEG2	4	Nordea 1	 Global Climate and Environment	0,34	▲ 41,94%	0,00%	▲ 41,94%
FR0010527275	LYX0CA	4	Lyxor	 World Water	0,49	▲ 29,45%	1,37%	▲ 30,68%
IE00B3RBWM25	A1JX52	4	Vanguard	 FTSE All World UCITS Distr.	2,80	▲ 28,03%	1,70%	▲ 29,46%
LU0038279252	972003	4	GAM	 Swiss Small& Mid Cap Eq A	0,59	▲ 25,82%	0,00%	▲ 25,82%
IE00B0M63284	A0HGV5	3	iShares	 European Property	0,86	▲ 25,23%	4,37%	▲ 28,74%
DE0006289382	628938	5	iShares	 Global Titans 50	0,40	▲ 23,43%	0,77%	▲ 24,08%
DE000A0H08H3	A0H08H	3	iShares	 Europe Food & Beverage	0,68	▲ 16,35%	1,22%	▲ 17,39%
LU0197230542	A0B8SR	4	Fidelity	 Fidelity India Focus Fund A	0,11	▲ 12,66%	0,00%	▲ 12,66%
LU0026741578	971985	4	GAM	 Swiss Equity CHF A	0,17	▲ 8,64%	0,00%	▲ 8,64%
IE00B5LJZQ16	A1JCM1	2	HSBC	 MSCI Russia capped	0,34	▲ 6,46%	1,77%	▲ 7,90%
IE00B2NPKV68	A0NECU	4	iShares	 EM Anleihen	1,08	▲ 0,45%	2,45%	▲ 2,34%
LU0839027447	DBX0NJ	5	Xtrackers	 Nikkei 225 UCITS Distr.	0,05	▼ -3,19%	0,57%	▼ -2,73%
LU0480132876	UB42AA	3	UBS	 MSCI EM distr	0,41	▼ -3,29%	0,63%	▼ -2,78%
IE00B9F5YL18	A1T8FT	2	Vanguard	 MSCI Pacific ex Japan distr	0,05	▼ -3,37%	0,27%	▼ -3,14%
IE00B44T3H88	A1JHYT	3	HSBC	 MSCI China USD DIS	0,95	▼ -11,07%	0,44%	▼ -10,70%
AIFs					1,03			
AU000000SK17	A0E550			 Spark Infrastructure Group	0,32	▲ 21,48%	0,00%	▲ 21,48%
AU000000GOZ8	A0N9Q1			 Growthpoint Properties	0,29	▲ 9,57%	0,00%	▲ 9,57%
US2971781057	891315			 Essex Property Trust	0,09	▲ 9,33%	0,71%	▲ 9,86%
US0534841012	914867			 AvalonBay Communities	0,06	▲ 8,59%	0,41%	▲ 8,89%
US29476L1070	985334			 Equity Residential	0,06	▲ 7,55%	0,42%	▲ 7,86%
CA9528451052	870918			 West Fraser Timber	0,03	▲ 1,23%	0,13%	▲ 1,32%
US9621661043	854357			 Weyerhaeuser Company	0,03	▲ 0,64%	0,22%	▲ 0,80%
US58463J3041	A0ETK5			 Medical Properties Trust	0,05	▼ -0,23%	0,68%	▲ 0,28%
US3765491010	A1KCL7			 Gladstone Land Corp	0,03	▼ -1,48%	0,28%	▼ -1,27%
US31154R1095	A1XE4J			 Farmland Partners	0,03	▼ -4,40%	0,18%	▼ -4,26%
US6819361006	890454			 Omega Healthcare Investors	0,05	▼ -5,05%	0,96%	▼ -4,34%
Ohne Klassifizierung					58,66			
				 ETW III (selbstgenutzt)	26,67			
				 ETW II (vermietet)	16,00			
				 ETW I (vermietet)	16,00			
Gesamtsumme					100,00			