













































ISIN	WKN	...	Anbieter	Name	Anteil in %	Kursgewin...	Div% Seit...	Abs.Perf. ...
				<b>Einzelaktien</b>	<b>21,25</b>			
NL0009805522	A1JGSL			 Yandex	1,05	▲ 130,45%	0,00%	▲ 125,88%
DE0006292030	629203			 KSB VZ	1,04	▲ 68,39%	3,35%	▲ 71,26%
DE000A0XYG76	A0XYG7			 Deutsche Rohstoff AG	1,73	▲ 59,79%	1,48%	▲ 33,05%
US0936711052	859376			 H&R Block Inc.	0,59	▲ 58,96%	3,24%	▲ 61,37%
GB0001859296	911164			 Vistry Group	0,23	▲ 41,15%	2,27%	▲ 42,82%
US0846707026	A0YJQ2			 Berkshire Hathaway B	3,79	▲ 40,00%	0,00%	▲ 16,01%
DE000A0JK2A8	A0JK2A			 Aurelius Equity Opp.	0,28	▲ 38,88%	5,23%	▲ 42,73%
NL0012650360	A2H5W8			 RHI Magnesita	0,93	▲ 34,39%	4,61%	▲ 37,24%
HK0257001336	885610			 China Everbright Environment	0,35	▲ 29,60%	3,44%	▲ 32,13%
US6475511001	A1JJ6G			 New Mountain Finance Corp.	1,23	▲ 22,77%	15,17%	▲ 34,74%
FR0012432516	A14M04			 Poxel S.A.	0,69	▲ 18,47%	0,00%	▲ 18,47%
CA1363751027	897879			 Canadian National Rail PR	0,04	▲ 14,66%	0,00%	▲ 14,66%
US03027X1000	A1JRLA			 American Tower Corp	0,03	▲ 14,35%	0,26%	▲ 14,55%
CA1367178326	868439			 Canadian Utilities	0,38	▲ 10,97%	3,63%	▲ 13,63%
US2358511028	866197			 Danaher	0,02	▲ 9,80%	0,00%	▲ 9,80%
CA49741E1007	A2DHRG			 Kirkland Lake Gold Ltd	0,37	▲ 8,41%	0,24%	▲ 8,57%
US89677Y1001	A1XFEK			 Triplepoint Venture Growth	0,34	▲ 8,08%	4,14%	▲ 11,16%
AT0000815402	852735			 UBM Development AG	0,06	▲ 5,66%	2,50%	▲ 7,21%
LU0327357389	A0M7QF			 Kernel Holding	0,34	▲ 5,27%	0,00%	▲ 5,27%
CNE100000Q43	A1C024			 Agricultural Bank of China	0,33	▲ 3,40%	0,00%	▲ 3,40%
KYG217651051	A14QAZ			 CK Hutchison Holdings	0,23	▲ 2,95%	3,05%	▲ 5,19%
CA2553311002	A12C65			 Diversified Royalty	0,30	▲ 2,15%	0,63%	▲ 2,56%
GB00B10RZP78	A0JNE2			 Unilever	0,37	▲ 2,13%	1,91%	▲ 3,53%
CA72585V1031	A1KA03			 Pizza Pizza Royalty Corp	0,28	▲ 1,82%	1,50%	▲ 2,79%
GB0005603997	851584			 Legal General Group	0,17	▲ 1,24%	0,00%	▲ 1,24%
KYG237731073	913867			 Consolidated Water	0,38	▲ 0,94%	0,71%	▲ 1,47%
GB00B03MM408	A0ER6S			 Royal Dutch Shell B	1,35	▲ 0,65%	4,62%	▲ 4,39%
DE0006070006	607000			 Hochtief AG	0,37	▲ 0,51%	2,82%	▲ 2,59%
GB00BH4HKS39	A1XA83			 Vodafone	0,38	▲ 0,02%	1,89%	▲ 1,42%
GB0008706128	871784			 Lloyds Banking Group	0,27	▼ -0,21%	0,79%	▲ 0,37%
GB00B8SC6K54	A1T7LN			 Greencoat UK Wind	0,25	▼ -1,69%	0,00%	▼ -1,69%
US6516391066	853823			 Newmont Goldcorp	0,10	▼ -2,31%	0,10%	▼ -2,23%
DE000A2E4MK4	A2E4MK			 Noratis AG	0,33	▼ -2,84%	0,00%	▼ -2,84%
US00206R1023	A0HL9Z			 AT&T	0,37	▼ -3,58%	3,61%	▼ -0,89%
DE0008430026	843002			 Münchener Rück	0,03	▼ -4,19%	0,00%	▼ -4,19%
CA0084741085	860325			 Agnico Eagle Mines	0,26	▼ -5,95%	0,28%	▼ -5,77%
US9078181081	858144			 Union Pacific	0,03	▼ -6,49%	0,00%	▼ -6,49%
MA0000011488	A0J3AH			 Maroc Telecom	0,34	▼ -6,99%	0,00%	▼ -6,99%
US0394831020	854161			 Archer Daniels Midland	0,02	▼ -7,54%	0,28%	▼ -7,34%
CNE1000001W2	A0M4WW			 Anhui Conch Cement Company Ltd H	0,27	▼ -8,62%	5,04%	▼ -4,88%
KYG4402L1510	A0YJE8			 Hengan International Group	0,26	▼ -10,47%	1,53%	▼ -9,35%
HK0688002218	884705			 China Overseas Land & Investment	0,31	▼ -13,40%	2,58%	▼ -10,82%
CNE1000003G1	A0M4YB			 Industrial and Commercial Bank of China	0,53	▼ -18,26%	15,93%	▼ -5,21%
KYG8904A1004	A1W96J			 Times China Holdings Ltd	0,21	▼ -36,15%	8,01%	▼ -30,25%

				ETFs / Fonds	12,05					
IE00B27YCF74	A0M59G	5	iShares	 Global Timber & Forestry	0,89	▲	63,86%	2,40%	▲	65,88%
LU0081952003	987575	2	Nordea 1	 Norwegian Equity	0,78	▲	59,80%	0,00%	▲	31,16%
IE00B1TXHL60	A0MM0N	3	iShares	 Private Equity	0,68	▲	50,02%	4,17%	▲	53,83%
LU0348926287	A0NEG2	4	Nordea 1	 Global Climate and Environment	0,34	▲	42,45%	0,00%	▲	42,45%
LU0038279252	972003	4	GAM	 Swiss Small& Mid Cap Eq A	0,60	▲	28,64%	0,00%	▲	28,64%
IE00B3RBWM25	A1JX52	4	Vanguard	 FTSE All World UCITS Distr.	2,89	▲	28,39%	1,66%	▲	29,78%
FR0010527275	LYX0CA	4	Lyxor	 World Water	0,52	▲	27,96%	1,28%	▲	29,10%
DE0006289382	628938	5	iShares	 Global Titans 50	0,40	▲	24,60%	0,77%	▲	25,25%
IE00B0M63284	A0HGV5	3	iShares	 European Property	0,84	▲	19,02%	4,24%	▲	22,42%
LU0197230542	A0B8SR	4	Fidelity	 Fidelity India Focus Fund A	0,11	▲	18,79%	0,00%	▲	18,79%
DE000A0H08H3	A0H08H	3	iShares	 Europe Food & Beverage	0,68	▲	15,75%	1,22%	▲	16,79%
IE00B5LJZQ16	A1JCM1	2	HSBC	 MSCI Russia capped	0,36	▲	12,25%	1,77%	▲	13,70%
LU0026741578	971985	4	GAM	 Swiss Equity CHF A	0,18	▲	9,52%	0,00%	▲	9,52%
LU0839027447	DBX0NJ	5	Xtrackers	 Nikkei 225 UCITS Distr.	0,08	▲	1,71%	0,38%	▲	2,02%
IE00B2NPKV68	A0NECU	4	iShares	 EM Anleihen	1,08	▲	0,73%	2,45%	▲	2,63%
LU0480132876	UB42AA	3	UBS	 MSCI EM distr	0,54	▲	0,03%	0,50%	▲	0,44%
IE00B9F5YL18	A1T8FT	2	Vanguard	 MSCI Pacific ex Japan distr	0,05	▼	-2,18%	0,27%	▼	-1,96%
IE00B44T3H88	A1JHYT	3	HSBC	 MSCI China USD DIS	1,02	▼	-5,01%	0,44%	▼	-4,64%
				<b>AIFs</b>	<b>1,49</b>					
AU000000SK17	A0ES50			 Spark Infrastructure Group	0,33	▲	22,46%	0,00%	▲	22,46%
AU000000GOZ8	A0N9Q1			 Growthpoint Properties	0,31	▲	14,84%	2,38%	▲	16,38%
US2971781057	891315			 Essex Property Trust	0,09	▲	12,35%	0,71%	▲	12,88%
US0534841012	914867			 AvalonBay Communities	0,06	▲	11,43%	0,41%	▲	11,74%
US29476L1070	985334			 Equity Residential	0,06	▲	8,62%	0,42%	▲	8,93%
US58463J3041	A0ETK5			 Medical Properties Trust	0,06	▲	5,41%	0,68%	▲	5,91%
CA9528451052	870918			 West Fraser Timber	0,03	▲	4,32%	0,13%	▲	4,41%
US9621661043	854357			 Weyerhaeuser Company	0,03	▲	1,03%	0,22%	▲	1,20%
US31154R1095	A1XE4J			 Farmland Partners	0,03	▲	0,73%	0,18%	▲	0,86%
US3765491010	A1KCL7			 Gladstone Land Corp	0,03		0,00%	0,47%	▲	0,36%
US6819361006	890454			 Omega Healthcare Investors	0,17	▼	-2,35%	0,30%	▼	-2,13%
GB00BD8HBD32	A2AN2J			 Civitas Social Housing PLC	0,32	▼	-2,80%	0,00%	▼	-2,80%